



# TEST REPORT

## Puri-Line Micro Soft Cloth

Test item: Bacteria pick-up rate (microorganisms)  
ISO standard: 6330:2021  
Report no.: DL-20230713-2  
Test date: 05.06.2023  
Issue date: 13.07.2023

**Puri-Line**  
**Micro Soft Cloth**  
**70% recycled fibers**



100008224	100008228
100008225	100008229
100008226	100008230
100008227	100008231

For test result please see next page

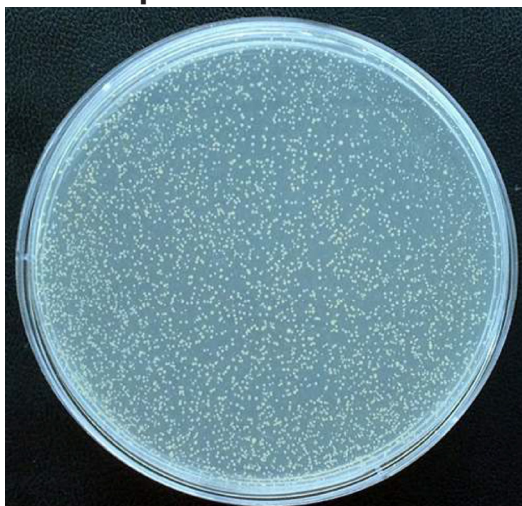


# TEST RESULT

## Puri-Line Micro Soft Cloth

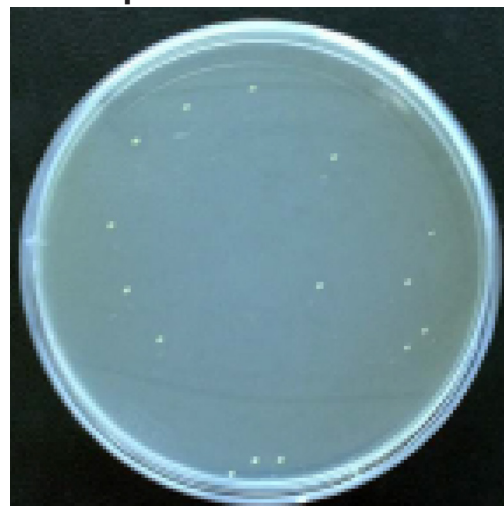
<b>Bacteria pick-up rate (%)</b>	Before washing: <b>99.9 %</b> After washing (300 times): <b>98.2%</b>
<b>Test bacteria</b>	Staphylococcus aureus ATCC 6538. Exists in e.g. kitchens, on kitchen utensils, in foodstuffs and dairy products. Causes: vomit, food poisoning and diarrhea.
<b>Art. no.</b>	1000008224, 1000008225, 1000008226, 1000008227 1000008228 1000008229, 1000008230, 1000008231

**Before wipe:**



**Bacteria  
Staphylococcus aureus**

**After wipe:**



**Bacteria  
Staphylococcus aureus**

**Calculation of the mop's capacity to pick up bacteria:**

$$\text{Bacteria pick-up rate} = [(M_b - M_c) / M_b] \times 100$$

$M_b$  = Average of the number of bacteria on the test surface before pick-up.  
(The amount of bacteria which was spread on the surface)

$M_c$  = Average of the number of bacteria on the test surface after pick-up.  
(The amount of bacteria on the surface after the wipe)



# TEST METHOD

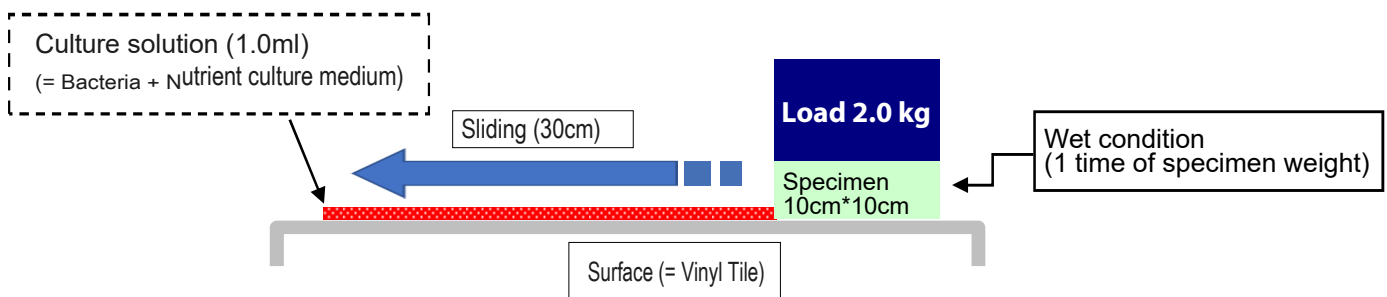
## Puri-Line Micro Soft Cloth



### Test conditions:

Amount of water	1 time of specimen weight
Load weight	2 kg
Surface	Vinyl tile (wax coated)
Sliding range	30 cm
Washing condition	Industry washing machine, 90 °C Alkali detergent Washing times: 300 times

### Illustration of the test method:



### CONCLUSION

**Puri-Line Micro Soft Cloth has a documented pickup of microorganisms of min. 98.2%.**

The test result is based on test with bacteria within the group of microorganisms, where viruses also are included as a part of this group because of their sizes.

When microfiber product's ability to pick up microorganisms is tested, the size of the test object is pivotal. Thus, it is not important whether the microorganism is a bacterium or a virus. Microfiber does not distinguish between the types of microorganisms when they pick them up. Microfiber's ability to pick up microorganisms varies from product to product.

The tests are always conducted with bacteria within the art of microorganisms because of two reasons:

- 1) Bacteria constitute the most extensive health risk because they multiply and evolve with time.  
Viruses disappear after a certain amount of hours.
- 2) Bacteria are more safe to use in tests and they are more accessible as test objects.

# CERTIFICATE

The independent laboratory Weber & Leucht issues a certificate to

## Abena A/S

Egelund 35  
6200 Aabenraa  
Denmark

for the testing of

## Cleaning textiles: Microplastic loss rate/ MLC-Index

Products tested:

**Puri-Line Soft Micro klud, 70% recycled fiber**

in accordance to the following standard(s)

SP\_0142:2018 - Microparticle loss rate for cleaning textiles / MLC-Index

Microparticle loss rate: 35,1 mg/m<sup>2</sup> [100 cycles]

**MLC-Index:--- A --- LOW ---**

This certificate refers exclusively to the results of the report 71583 from 06.10.2023



Dipl. Ing. (FH) Stephanie Leucht

Fulda, 30.10.2023

Date

Signature



*This certificate with the registration no. WL-0167  
is valid until 30.10.2025*