

HOW OFTEN SHOULD I USE HUNTERCATH®

This depends on how much fluid you drink but most people need to empty their bladder every 4-6 hours when they are awake.

POTENTIAL SIDE EFFECTS

A small amount of blood in the urine may occur, especially in the beginning due to irritation of the mucous membrane of the urethra.

CONTACT YOUR DOCTOR

Contact your doctor if you experience symptoms of a urinary tract infection:

Fever
Discomfort or pain when urinating
Frequent need to urinate
Blood in the urine

1. Wash hands thoroughly using soap and water or use a wet wipe or cleansing gel.
2. Open the HunterCath® packaging .
3. Adopt the position that you find most comfortable in order to catheterise.
4. Visually inspect the catheter for any damage and use it immediately.
5. Slowly and carefully insert the catheter as taught by your healthcare professional.
6. Once the bladder is empty slowly remove the catheter.
7. After use put the catheter back into the packaging before disposing of responsibly.
8. Wash hands again with soap and water or use a wet wipe or cleansing gel.

The Threshing Barn

Woodhayes

Honiton, Devon

EX14 4TP – UK

Phone: +44 (0) 1404 44088


Fax: +44 (0) 1404 549944


Email: enquiries@hunterurology.com

www.hunterurology.com




Read the instructions carefully before use


 Sterile single use urinary catheter for intermittent self-catheterisation.

 Sterilisation: Ethylene Oxine (EtO).

Manufactured using DEHP FREE PVC.

Use HunterCath® only as prescribed by a doctor and trained by a Health professional.

 Do not use if the single use pouch is damaged

 Store HunterCath® in dry and cool conditions and protected from sunlight.

Code: HC/IFU/001

HUNTER CATH®

INSTRUCTIONS FOR USE

READ THE INSTRUCTIONS CAREFULLY
BEFORE USING HUNTER CATH®

